

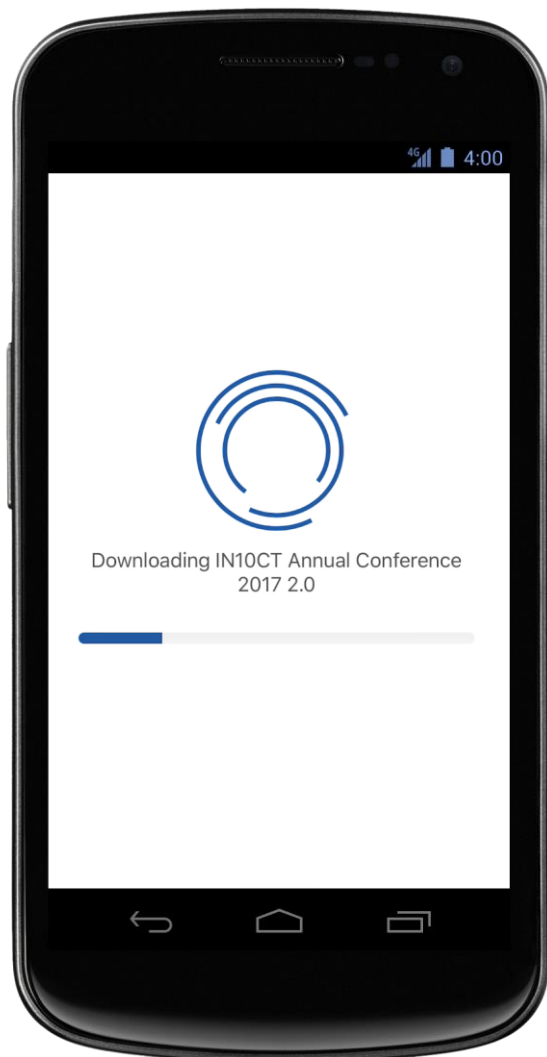

Downloading the App

Get the app

1 Go to the right store. Access the App Store on iOS devices and the Play Store on Android.

2 Install the app. Search for CrowdCompass AttendeeHub. Once you've found the app, tap either **Download** or **Install**.

After installing, a new icon will appear in the app drawer.



Find your event

1 Search the AttendeeHub. Once downloaded, open the AttendeeHub app and enter the keyword "wrm2017" to search the World Road Meeting 2017 app.

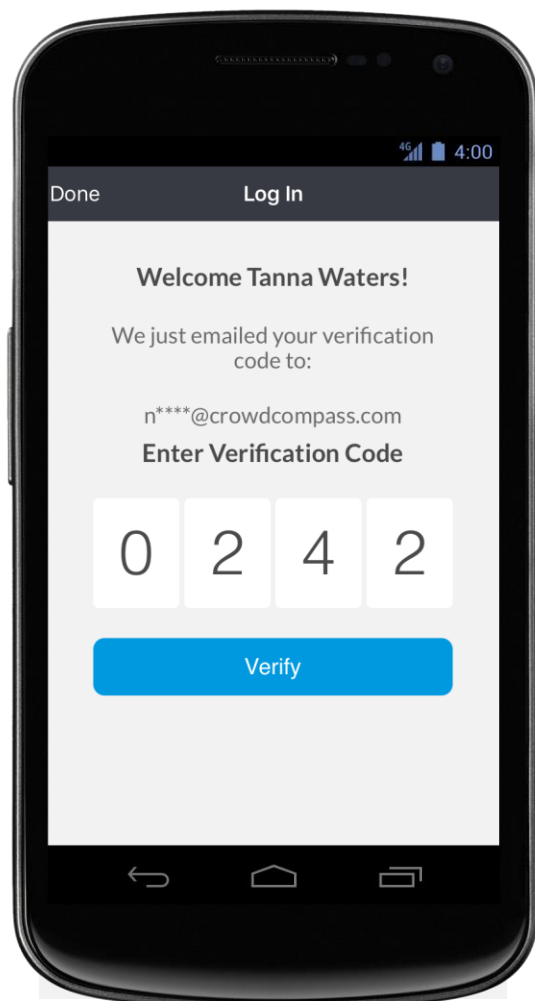
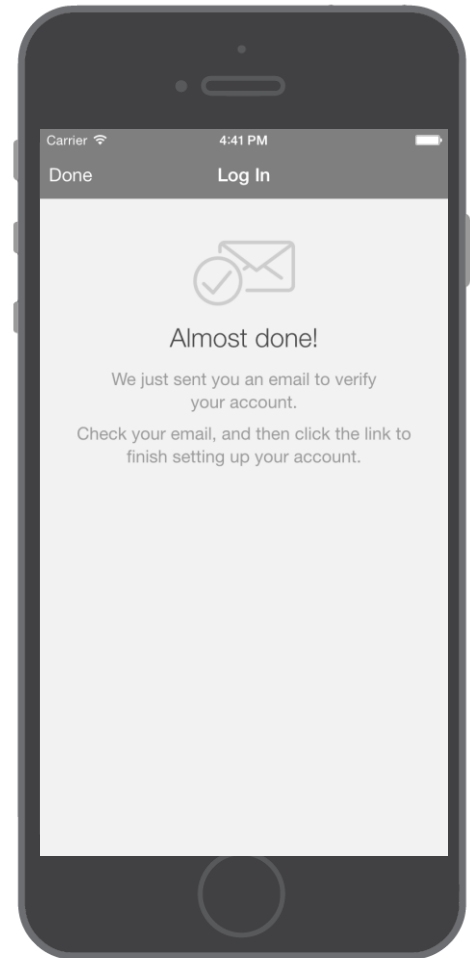


Logging In Via the App

Get the Email

1 Download the event. Once you have searched the event in the AttendeeHub, click **Download**. It will open immediately after it installs.

2 Enter your details. Tap **Log in for more features**. Enter your first and last name where prompted, then tap **Next**. Enter your email address with which you registered for the forum to receive a verification email, then tap **Next** one more time.



Verify Your Account

1 Open your email. Exit the app and open your verification email. You'll see it includes your four-digit verification code.

2 Enter the code. Return to the app and enter the verification code, then tap **Verify** to log in to your mobile app.

If you're using a Blackberry or Windows phone, skip these steps. You'll need to use the web version of the app found here: <http://bit.ly/2>

